



EDWIN M. LEE
MAYOR

CITY AND COUNTY OF SAN FRANCISCO
POLICE DEPARTMENT
HEADQUARTERS
1245 3RD Street
San Francisco, California 94158



WILLIAM SCOTT
CHIEF OF POLICE

July 11, 2017

Honorable Police Commission
City and County of San Francisco
1245 3rd Street
San Francisco, CA 94158

Dear Commissioners:

RE: Second Quarter 2017: Audit of Electronic Communication Devices for Bias

As part of the Department's ongoing efforts to ensure organizational integrity regarding the potential for bias in department-issued communication devices, the Internal Affairs Division (IAD) has submitted the audit results for the **Second Quarter 2017**.

There are three platforms which are monitored for potential racial bias using a word list developed by the Department's Chief Information Officer; Level II (CLETS), E-mail, and text messages sent via Department-issued cellular phones.

It is important to note that due to system limitations, the audit process does not read the context of the words, as a result, false-positive hits may be generated. To validate the hit, the entire entry, e-mail message, or text that contains one of the words is thoroughly reviewed by IAD personnel to determine the context in which the term was used. Those hits determined to be potentially biased are investigated, and all others (false-positive hits) are archived.

Level II: California Law Enforcement Telecommunications System (CLETS)

A program was established which searches all entries made into this system using an established word list. The audit process is passive in nature and runs continuously. If a member uses one of the identified words, a "hit" is generated automatically and sent to IAD personnel via the Level II access portal. Each hit is printed, scanned, and saved to file. Staff analyzes every hit throughout the week, and those determined to be potentially biased are investigated.

Second Quarter Results

There were 56 hits returned and analyzed; none were determined to be potentially biased.



EDWIN M. LEE
MAYOR

CITY AND COUNTY OF SAN FRANCISCO
POLICE DEPARTMENT
HEADQUARTERS
1245 3RD Street
San Francisco, California 94158



WILLIAM SCOTT
CHIEF OF POLICE

Department E-Mail:

All e-mails sent and received (internally and externally) through the Department's server are audited using an established word list. The audit process is passive in nature. If an e-mail contains one of the identified words on the list, a hit is generated automatically and sent to IAD personnel via an e-mail address exclusively used for this audit process. Those e-mails are saved and maintained on the server. Staff analyzes every hit, and those determined to be potentially biased are investigated.

Second Quarter Results

There were 3,136 hits returned and analyzed; none were determined to be potentially biased.

The figures for Q2 are high due to multiple newsletters sent to multiple accounts which contained flagged words. It was determined that these words were not used in the context of potential bias.

Text Messaging via Department-issued Cellular Phones:

Audits of text messages sent and received (internally and externally) via each Department-issued phone is conducted by IAD. Staff is trained to conduct active audits using a program developed by the cellular provider, AT&T, and the Information Technology Division. Every 30 days, a search is done of all texts using an established word list. Additional terms can be used as well. Search parameters allow staff to search Department systems for historical texts if necessary. For data not available on local systems, the cellular provider will be contacted to determine if additional information still exists on their servers. Staff analyzes every hit to determine the context in which the term was used. Those hits determined to be potentially biased are investigated. All false-positive hits are saved by AT&T.

Second Quarter Results

There were 246 hits returned and analyzed; none were determined to be potentially biased.

Sincerely,

William Scott
WILLIAM SCOTT
Chief of Police

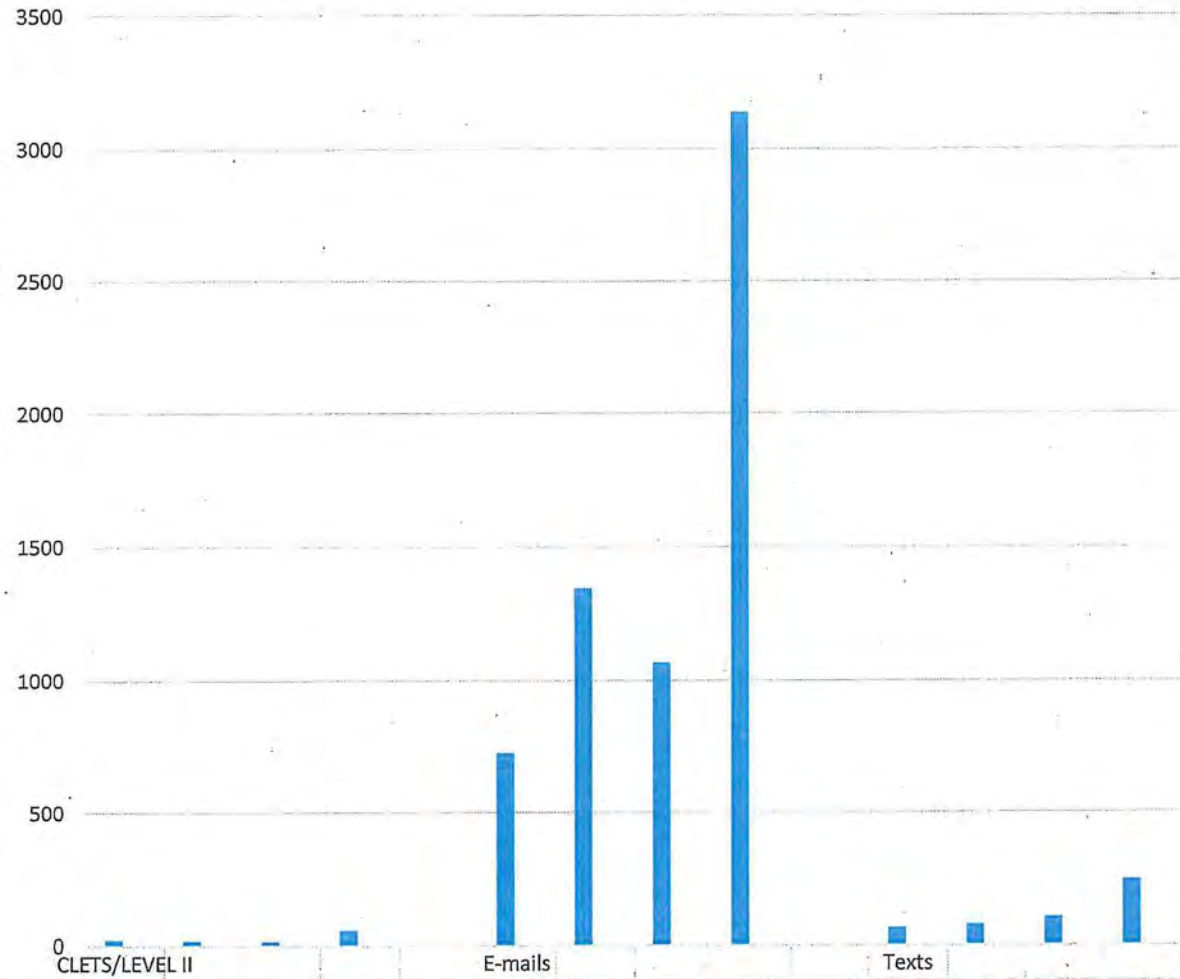
Attachment

Audit Results 2nd Quarter (Apr-Jun 2017)

Type	Date	# of Hits	# of Bias Hits by members of Department
CLETS/LEVEL II	04/01/17-04/30/17	22	0
	05/01/17-05/31/17	19	0
	06/01/17-06/30/17	15	0
	Totals:	56	0
E-mails	04/01/17-04/30/17	727	0
	05/01/17-05/31/17	1342	0
	06/01/17-06/30/17	1067	0
	Totals:	3136	0
Texts	04/01/17-04/30/17	66	0
	05/01/17-05/31/17	76	0
	06/01/17-06/30/17	104	0
	Totals:	246	0

All hits are evaluated by members of IAD for context to determine if they are related to bias.
 The results for E-mails and Texts are from utilizing the new Bias word list approved 03/07/17.
 The results from CLETS are from the prior word list.

Total Hits Q2 2017

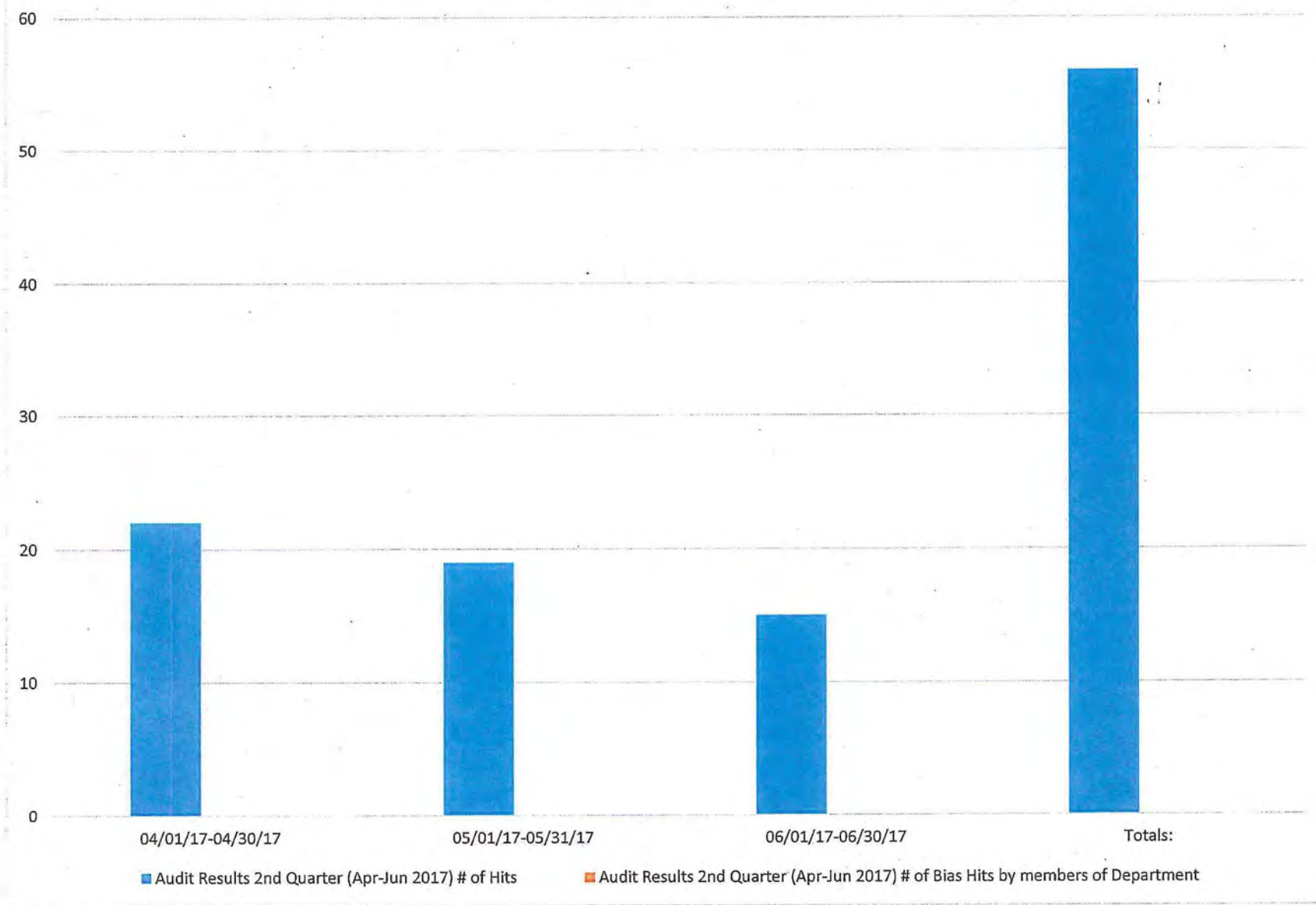


■ Audit Results 2nd Quarter (Apr-Jun 2017) # of Hits	22	19	15	56	727	1342	1067	3136	66	76	104	246
■ Audit Results 2nd Quarter (Apr-Jun 2017) # of Bias Hits by members of Department	0	0	0	0	0	0	0	0	0	0	0	0

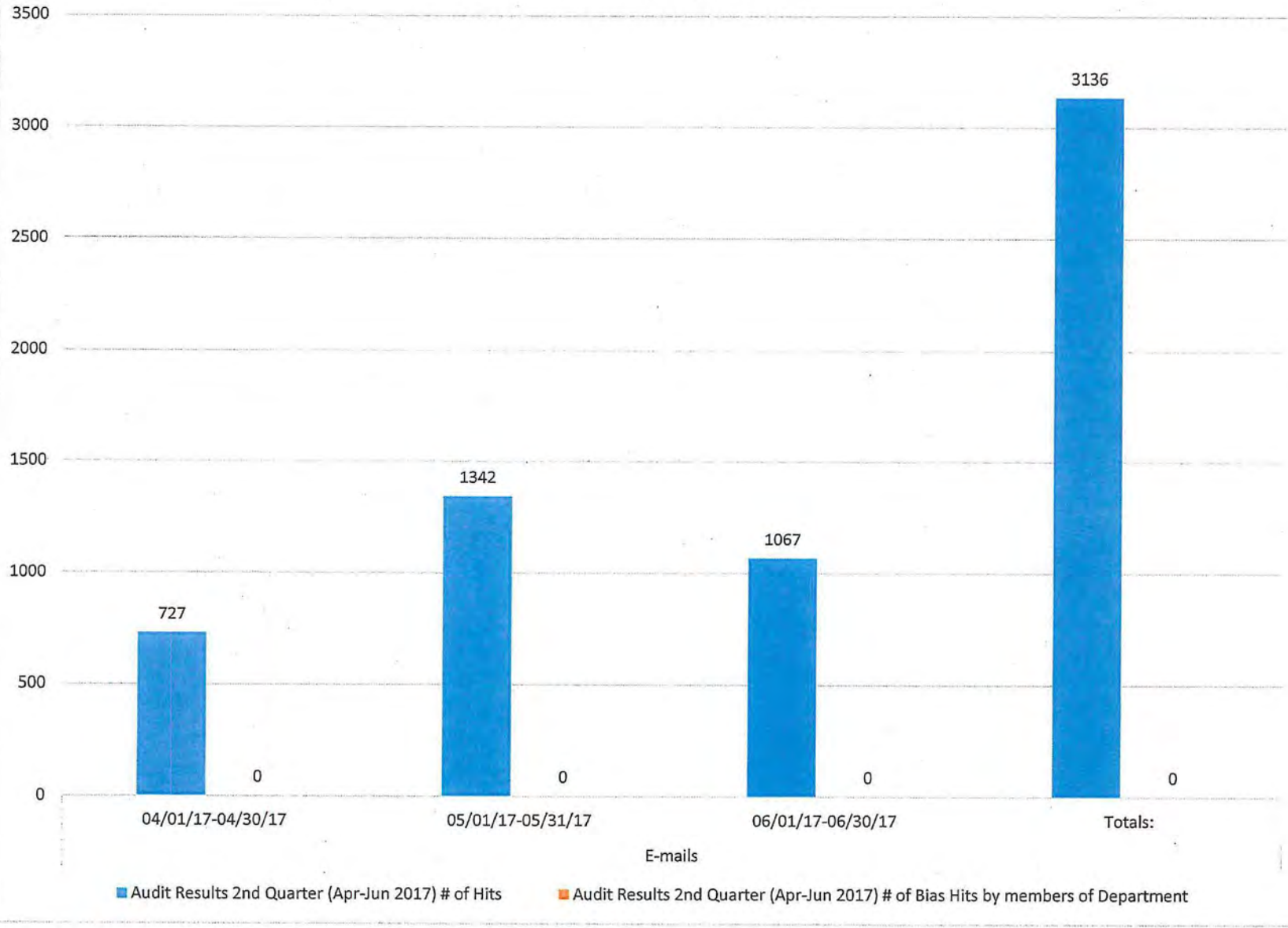
■ Audit Results 2nd Quarter (Apr-Jun 2017) # of Hits

■ Audit Results 2nd Quarter (Apr-Jun 2017) # of Bias Hits by members of Department

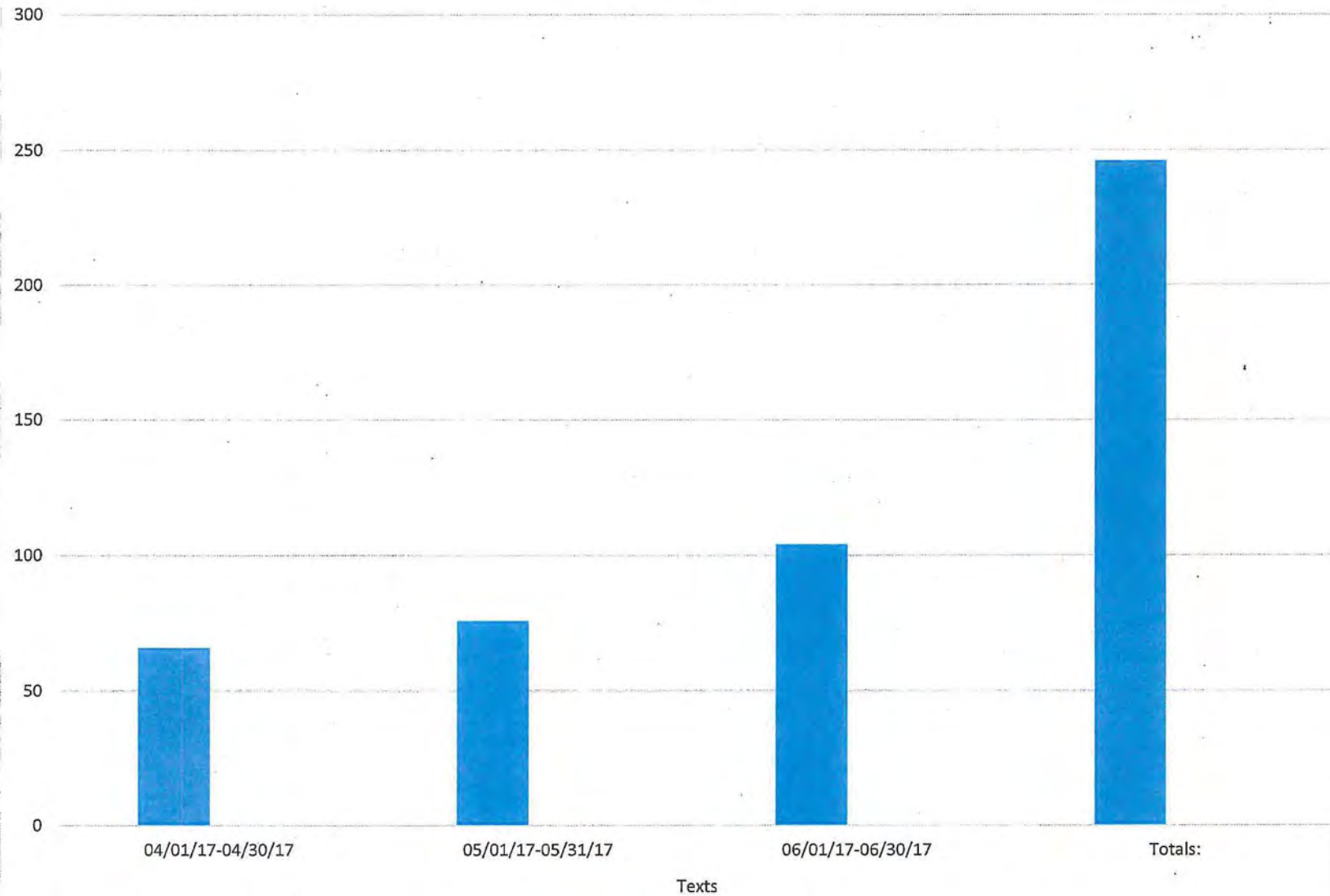
Q2 2017 CLETS/LEVEL II



Q2 2017 E-mails



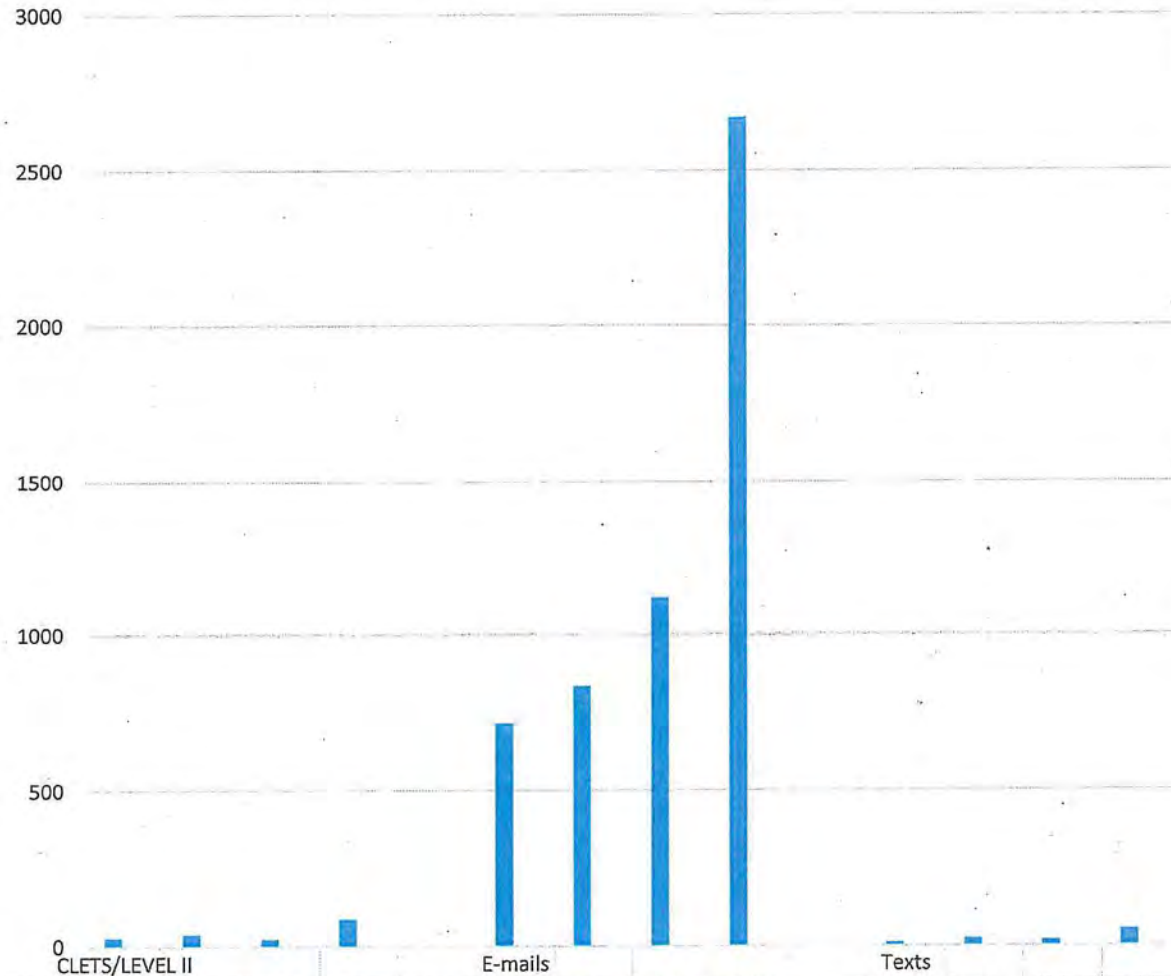
Q2 2017 Texts



■ Audit Results 2nd Quarter (Apr-Jun 2017) # of Hits

■ Audit Results 2nd Quarter (Apr-Jun 2017) # of Bias Hits by members of Department

Total Hits Q2 2017

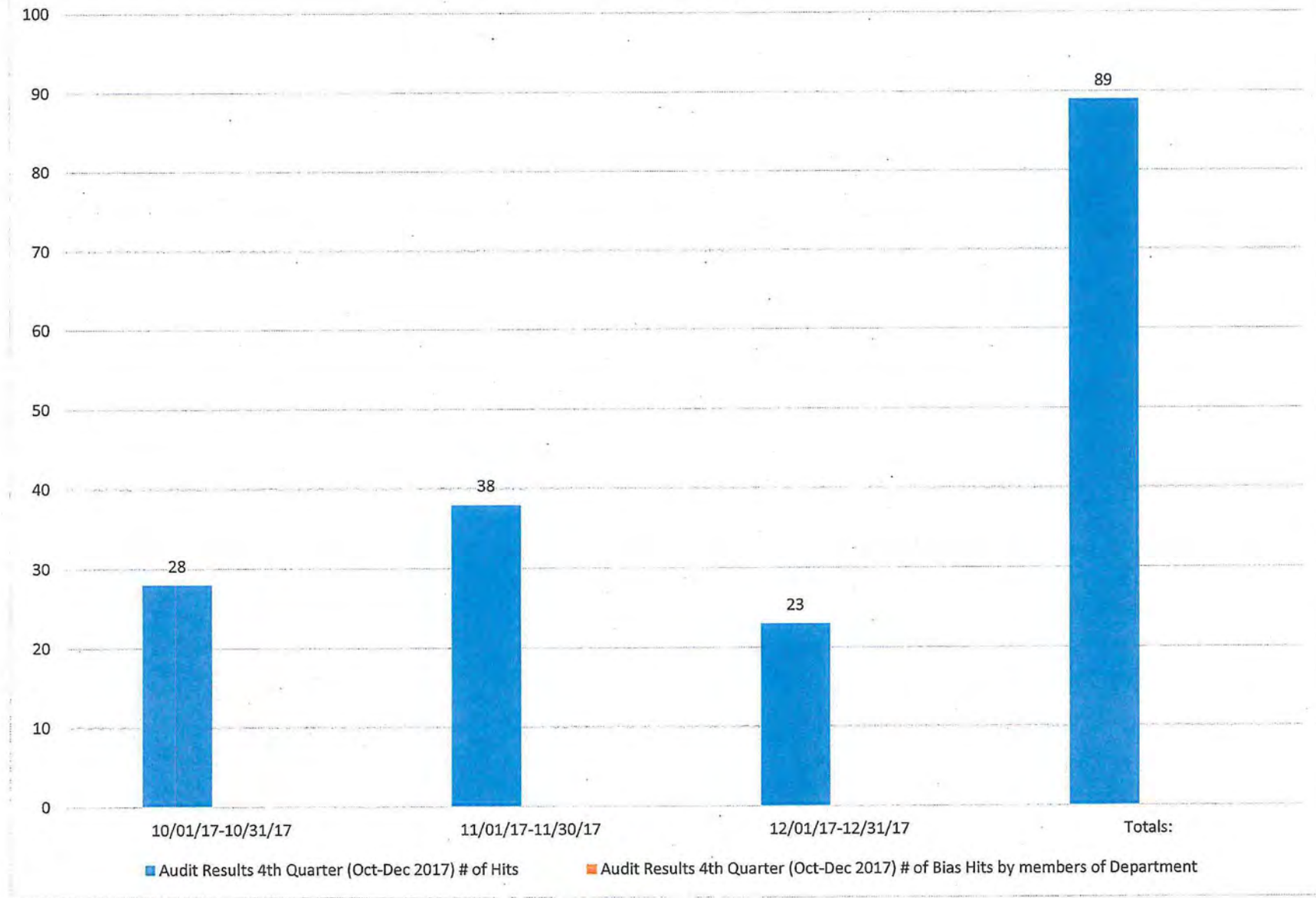


■ Audit Results 4th Quarter (Oct-Dec 2017) # of Hits	28	38	23	89	716	835	1120	2671	11	24	18	53
■ Audit Results 4th Quarter (Oct-Dec 2017) # of Bias Hits by members of Department	0	0	0	0	0	0	0	0	0	0	0	0

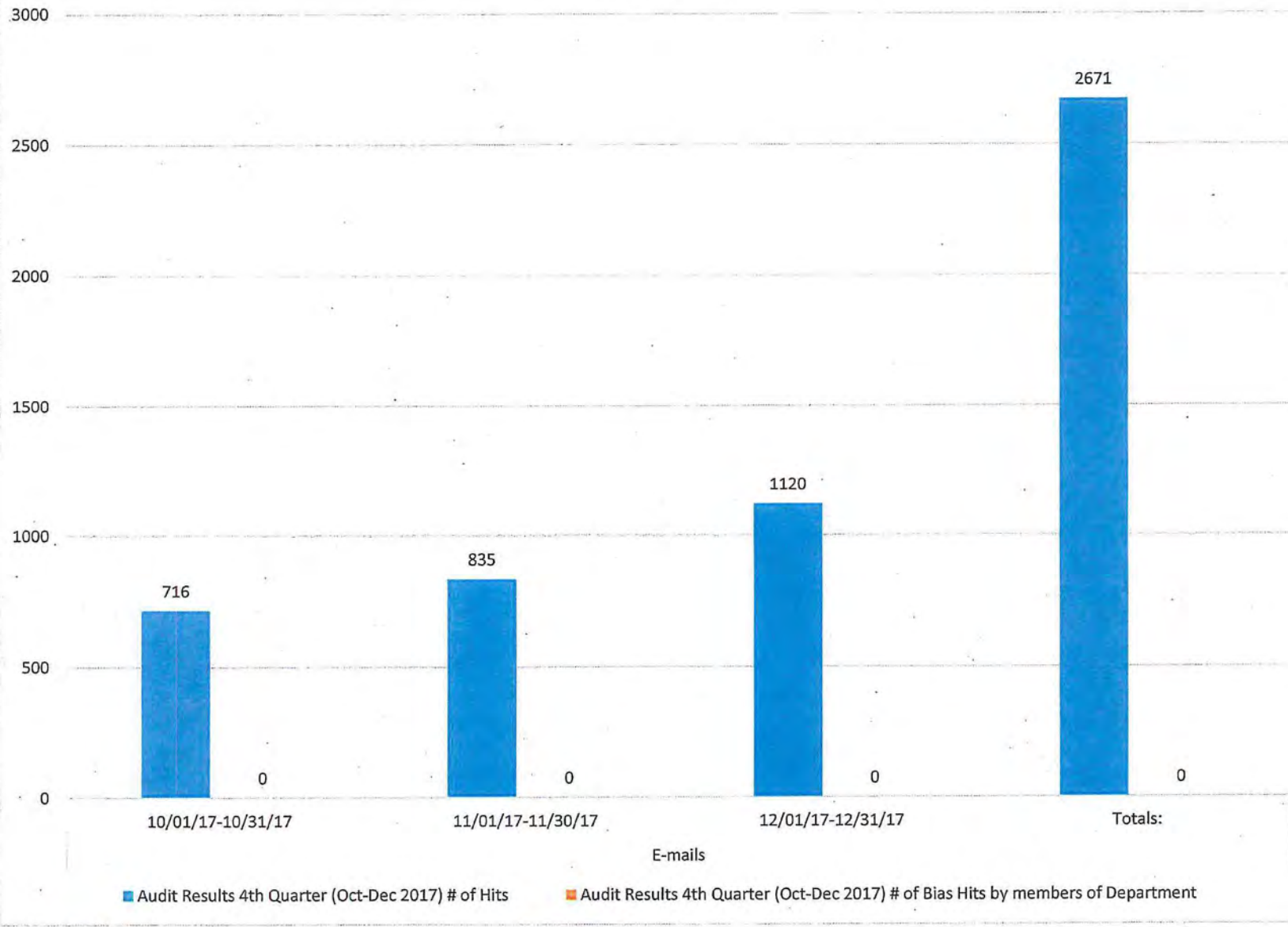
■ Audit Results 4th Quarter (Oct-Dec 2017) # of Hits

■ Audit Results 4th Quarter (Oct-Dec 2017) # of Bias Hits by members of Department

Q2 2017 CLETS/LEVEL II



Q2 2017 E-mails



Q2 2017 Texts

