



Mission Station Newsletter



Inside this issue:

- [Captain's Message](#) 1
- [Join SFPD](#) 2-3
- [Community Policing](#) 4-22
- [Crime Stats/ Notable arrest](#) 23-28
- [Summaries of Supreme Courts Case Laws](#) 29
- [ADs w/ Police Partners](#) 30-37
- [Community feedback-CPAB- Project updates](#)
- [Vision and Values](#) 38
- [Contacts](#) 39

Captain's Greeting

Greetings from Mission Station. I hope this day finds everyone well.

The Mission Police District is bordered generally by Cesar Chavez St, Market St, Division St and San Bruno. Our police district is comprised of many historic neighborhoods including the Mission, Castro, Eureka Valley and Noe Valley to name a few. The people, culture, arts, parks and vibrant commercial corridors are a draw for residents and visitors alike.

Officers assigned to Mission Station are actively involved in community and youth engagement efforts throughout our district. We are fortunate to have numerous partners in our community who help us provide information about services, resources and programs which are beneficial to the members of our community.

We are fortunate to be invited to attend neighborhood watch meetings, merchant meetings and community events. We are also happy to connect our partners at SF SAFE to newly formed and existing neighborhood watch groups to help them develop effective strategies that help improve safety in their neighborhoods.

Stay Safe!



Captain Thomas Harvey #1995
Commanding Officer Mission Station

The next community meeting will be held Live at Mission Station 630 Valencia,

Tuesday January 30th 2024

SFPDMissionstation@sfgov.org

Chief William Scott's message





JOIN THE SFPD

ENTRY LEVEL POLICE OFFICER

\$109,928 - \$164,164*



Incentives

- 6.25% Night shift differential pay
 - 5% Speciality pay for Bomb Squad, K9, SWAT
 - Longevity pay after 5 years of service
 - Bilingual pay (various languages)
 - Paid Vacation and sick leave
 - Annual sick leave buyout
 - 80 hours of discretionary time annually
 - Up to 120 hours of holiday pay at holiday rate
 - 3 hours minimum court pay at overtime rate
 - Countless overtime opportunities (Warriors games, Giants games, concerts, events, etc.)
 - Uniform pay and equipment provided
 - Education compensation
 - Excellent medical, dental, and vision benefits for officers and dependents
 - Over 80 specialized units (Marine Unit, SWAT, Horses, K-9, Bomb Squad, CSI, Community Engagement, Hondas, Motorcycles, Homeland Security, Hostage Negotiations, etc.)
 - Spectacular waterfront views
 - Work in an internationally known city
- *Top step officer salary at time of projected eligibility*

WE ARE HIRING

Be Part of San Francisco's Finest!

San Francisco is a world-class police force. From Fisherman's Wharf to Golden Gate Park and from Nob Hill to the Tenderloin, whether we're on foot patrol, horseback, or in squad cars, investigating felonies, responding to emergencies, or leading classes on public safety, we're working to help keep our community safe.

For more info about Benefits, Specialty Pay, and Incentive Pay, or how to join, please visit



JoinSFPD.com

#BeTheChange

JoinSFPD@SFGov.org | 415.837.7270

@SFPD
@JoinSFPD
@SFPDRecruitment

30X30

ADVANCING WOMEN IN POLICING
30% WOMEN RECRUITS BY 2030

ABOUT 30x30



Be the
CHANGE
Join Our Team



SFPD Salary

\$109,928 to \$164,164*

*Top step Officer Salary at time of projected eligibility

TEXT "JoinSFPD" to
(415) 704-3688

[SFPDcareers.com](https://www.sfpdcareers.com)

Join Now!

SFPD Community Police Academy



January 11, 2024 to March 14, 2024 Every Wednesday night from 6:30pm to 9:00pm.

Apply early! Seating is limited and on a first come, first serve basis. Must be at least 18 years old to apply. Go to sfpd.cpa@sfgov.org

1/11/24 6:30 PM-9:00 PM Introduction & Community Policing

1/18/24 6:30 PM-9:00 PM Behavioral Science Unit

1/25/24 6:30 PM-9:00 PM Bias Training

2/01/24 6:30 PM-9:00 PM Crisis Intervention Team

2/10/24 8:00 AM-5:00 PM ALERT Seminar (Traffic Mgmt./K9 Operations/Patrol Vehicle Orientation)

2/15/24 6:30 PM-9:00 PM D.E.M. Communications

2/22/24 6:30 PM-9:00 PM Force Options/Simulator

2/29/24 6:30 PM-9:00 PM Officer Involved Shootings

3/07/24 6:30 PM-9:00 PM S. W.A.T. Demonstration

3/14/24 6:30 PM-9:00 PM Chief Roundtable/ALERT & Community Presentations/Graduation

Partner with us to learn more about law enforcement and community policing.

Application and more information will be posted at
www.sanfranciscopolice.org/community-police-academy

Hosted by:
San Francisco Police Department
Community Engagement Division
1245 3rd Street
San Francisco, CA 94158



COMMUNITY MEETING

January Community Meeting

The January Mission Station Community Meeting will be held on:

Tuesday January 30th, 2024 at 5:00pm In-person at Mission Station 630 Valencia.

If you have any questions for Captain Harvey, please forward them to;

SFPDMissionstation@sfgov.org

Community Surveys:

The San Francisco Police Department is committed to excellence in law enforcement and is dedicated to the people, traditions and diversity of our City. Our mission is to provide service with understanding, response with compassion, performance with integrity and law enforcement with vision.

As part of our ongoing outreach to engage with the community and measure our success, the Department has created a community survey link to obtain valuable community feedback for our community events and programs, which will assist the Department in the development of our strategies to meet the needs of the community. If you have recently attended or participated in an event or program hosted by the Department (such as Coffee with a Cop, National Night Out, ALERT program, Youth Summer program, Community Academy or Town Hall Meeting), and have feedback regarding the event or program you attended, please take some time to fill out our community survey.

The Department has also developed a Foot Beat/Bike Patrol survey to gather valuable community feedback on the effectiveness of the Foot Beat/Bicycle Patrol, as it relates to community policing and crime strategies and an Implicit Bias survey to measure progress in the Department's commitment to impartial policing and procedural justice. Please take the time to fill out the Foot Beat/Bicycle and Implicit Bias surveys. If you have already filled out a survey, thank you! Your response will help SFPD better serve our City and continue to support our community through Safety with Respect.

SFPD Website: [Community Surveys | San Francisco Police Department](#) .

Use this link [Take Our Community Events Survey](#) and select a survey from the list.



COMMUNITY POLICING / EVENTS

Community policing, or community-oriented policing, is a strategy of policing that focuses on the police building ties and working closely with members of the communities.



- On December 23, 2023 Officers from Mission station invited the community to our annual Christmas toy giveaway.

SAN FRANCISCO POLICE DEPARTMENT

Chief's LGBTQ+ Community Advisory Forum



The LGBTQ+ Forum is comprised of a broad diversity of LGBTQ+ members from around the city who meet regularly to discuss community needs and concerns, and to help influence SFPD procedure and policy.

Participation in the Forum is open to anyone within the LGBTQ+ community who lives, works, or attends school in San Francisco.

CONTACT US FOR MORE INFORMATION

LGBTQ.Forum@sfgov.org

“Working together to create a safer and stronger community for all”



Storefront Vandalism Relief Grant

Get a grant of up to \$2,000 for vandalism related costs.

Check if your business is eligible:

- Have a storefront
- Have less than \$8M in gross revenue
- Have been damaged in the last 12 months
- Provide proof of damage



Details: sf.gov/vandalismgrant

Apply: sf.gov/vandalismrelief



a division of



SAN FRANCISCO
OFFICE OF ECONOMIC &
WORKFORCE DEVELOPMENT



Subvenciones para ayudar contra el vandalismo las tiendas

Obtenga una subvención de hasta \$2,000 para cubrir los costos relacionados con el vandalismo.

Compruebe si su negocio cumple con los requisitos

- Debe tener una vitrina
- Debe ganar menos de 8 millones de dólares en ingresos brutos
- Ha sufrido daños en los últimos 12 meses
- Debe entregar las pruebas de daños



Tulong para sa pagkasira (vandalism) ng storefront

Tumanggap ng tulong hangang sa halagang \$2000 para mga ginastos sanhi ng vandalism.

Alamin kung ang inyongnegosyo ay maaaringmakakuha ng tulong

- May storefront
- Ang buong kita ay mas mababa sa \$8M
- Nagkaroon ng pagkasira nitong nag daang 12 buwan
- Makakapag bigay ngkatunayan ng pagkasira

sf.gov/vandalismgrant

店面蓄意破壞援助金

經濟及勞動力發展辦公室店面蓄意破壞援助金獲取多達2000美元的援助金用於支付因店面遭蓄意破壞而造成的相關費用

查看您的商業是否符合資格

- 有店面
- 總收入低於800萬美金
- 過去12個月內遭受蓄意破壞
- 提供損壞證明





Whether you live in a single family home, condo, or a large apartment complex in San Francisco, there are a number of ways you can keep your residence safe and secure.

Municipal Transportation Agency (MTA)

311 or (415) 701-2311
MTABoard@sfmta.com



SFPD Mission Station

(415) 558-5400
SFPDMissionStation@sfgov.org



Emergencies

9-1-1



Non-Emergency Line

(415) 553-0123



Anonymous Tip Line

(415) 575-4444



San Francisco SAFE

(415) 553-1984
www.sfsafe.org



City Attorney's Office

(415) 554-4700
cityattorney@sfcityatty.org



www.sfsafe.org | (415) 553-1984

SAN FRANCISCO RESOURCE CARD

Sup. Rafael Mandelman
(415) 554-6968
mandelmanstaff@sfgov.org



Sup. Hillary Ronen
(415) 554-5144
ronenstaff@sfgov.org



Mayor's Office

(415) 554-6141
MayorLondonBreed@sfgov.org



Police Commission

(415) 837-7070
sfpd.commission@sfgov.org



Department of Police Accountability

(415) 241-7711
sfdpa@sfgov.org



City Services & Questions

3-1-1



District Attorney's Office

(628) 652-4000
districtattorney@sfgov.org



Department of Public Works

(628) 271-3160
dpw@sfdpw.org



Department of Homelessness & Supportive Housing

(628) 652-7700
dhsh@sfgov.org





communityboards

Building Community Through Conflict Resolution

601 Van Ness Avenue, Suite 2040
San Francisco, CA 94102
Telephone: (415) 920-3820



Having difficulty with someone? We can help!

COMMUNITY BOARDS

Since 1976, Community Boards has been helping people peacefully resolve their disputes through mediation.

WHAT IS MEDIATION?

Mediation is a confidential and voluntary meeting where people discuss difficulties they are having with each other.

Our mediators help people come up with workable and lasting solutions. They do not give advice or make judgments. The goal is to help everyone feel heard, understood, and respected.

In addition, our Professional Mediation Services can assist HOAs, TICs, small businesses, independent contractors, startups, boards of directors, property managers, HR, and others.

In Opera Plaza

601 Van Ness Avenue, Suite 2040
San Francisco, CA 94102
(415) 920-3820 | CommunityBoards.org

We are a 501(c)(3) tax exempt organization.

Having difficulty with someone? We can help.



COMMUNITY BOARDS
Conflict Resolution Center

¿Tiene dificultad con alguien? Podemos ayudarle.

Desde 1976, Community Boards ha estado ayudando a las personas a resolver pacíficamente sus disputas a través de la mediación.

¿QUÉ ES LA MEDIACIÓN?

La mediación es una reunión de tipo voluntario y confidencial, en donde las personas que se encuentran en dificultades con otras se reúnen para discutir entre ellas con la ayuda imparcial de terceras personas, las cuales son nuestros mediadores comunitarios.

Los mediadores ayudan a la gente a encontrar soluciones prácticas y duraderas. Los mediadores no dan consejos ni hacen juicios. El objetivo es ayudar a todos a sentirse escuchados, comprendidos y respetados.

¿ES ÉSTE SU PROBLEMA?

Bulla, ruidos • Disputas entre propietarios e inquilinos • Desacuerdos entre compañeros de cuarto • Conflictos familiares • Problemas de vecinos • Interrupciones de la comunicación • Acos, hostigamiento • Cuidado de la vegetación • Cuidado de la cerca • Reparaciones de propiedades • Problemas con las mascotas • Problemas con el estacionamiento • Vandalismo o graffiti • Otros problemas?

您有人際關係困擾嗎? 我們可以幫助您

自1976年以來 Community Boards 一直在幫助人們通過調解和平解決糾紛。

何謂調解?

調解是一種另類解決爭議的方法。由獨立第三者(我們的社區調解員)協助調解爭議雙方的矛盾。調解過程是完全自願及保密的。

調解員協助當事人通過談判尋求共同所能找到的最佳解決方案。調解員是客觀的，不會多聽自己的意見，或者判斷。除了解決矛盾，調解的目的是讓當事人雙方覺得他們的問題被重視、理解和支持。

您是否遇到過以下的問題?

噪音干擾 • 業主與租客的關係 • 室友分歧 • 家庭衝突 • 鄰居關係 • 溝通障礙 • 騷擾 • 花木樹草的護理 • 鐵欄維修 • 物業維修 • 寵物問題 • 停車問題 • 惡意破壞或推搡 • 其他問題

COMMUNITY BOARDS

San Francisco Conflict Resolution Center

Confidential • Safe • Effective

601 Van Ness Avenue, Suite 2040
San Francisco, CA 94102
(415) 920-3820
CommunityBoards.org



Building community through conflict resolution since 1976.

Having a Conflict?

Noise? Parking? Construction? Disrespect? Trees? Money? Communication breakdown?

Community Boards Can Help!

We provide a safe and respectful meeting to discuss and resolve the problem for all involved.

Se habla español | 我们说华语

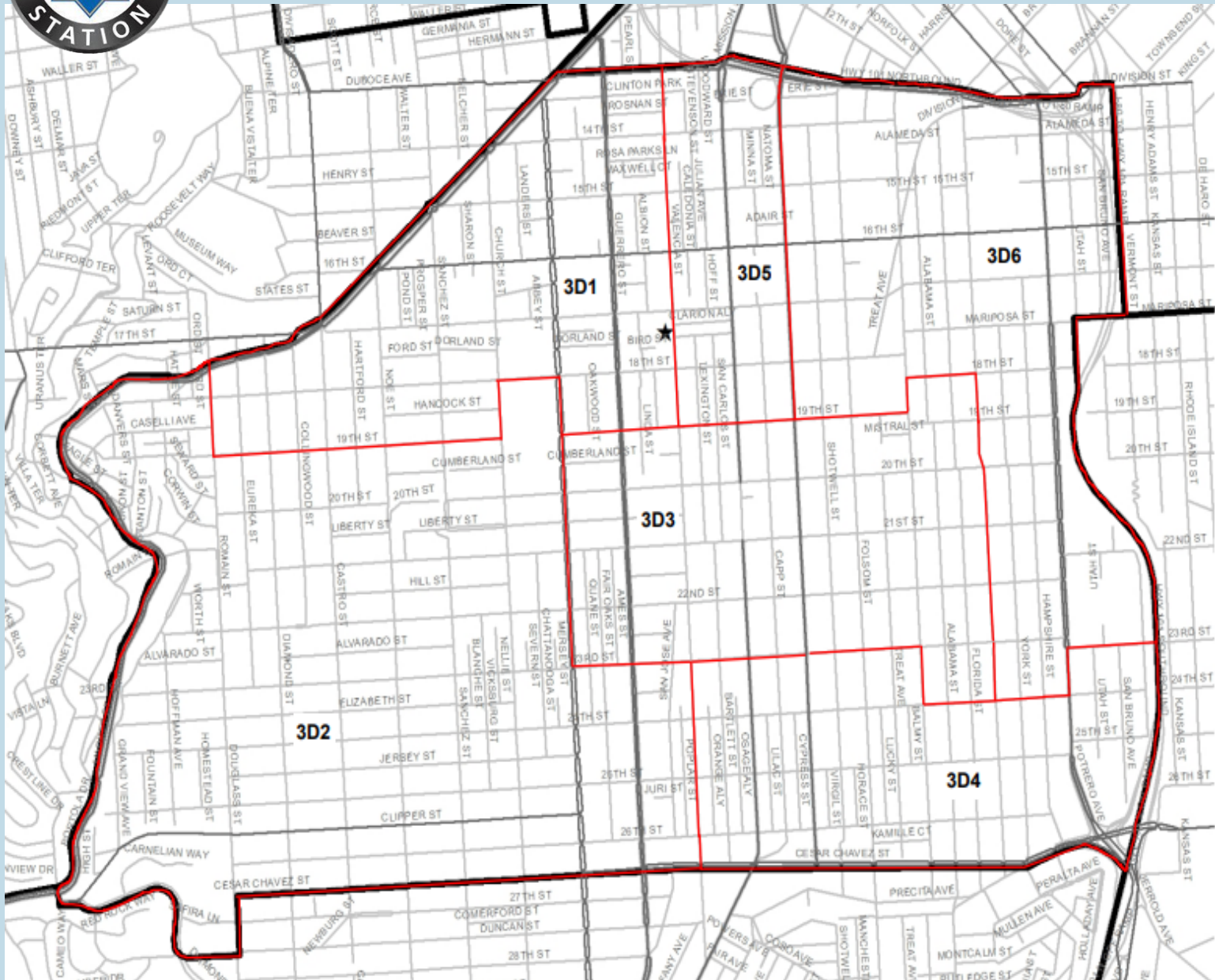


A special acknowledgment to the SF Police Officers Association for their generous support.

Click here to Start a Mediation »



MISSION DISTRICT CAR SECTOR'S



The Mission District covers the area east of Twin Peaks to the James Lick Freeway and south of Market Street to Cesar Chavez Street. The Mission is broken up into 6 car sectors marked with 3D. What sector do you live in?

DEFINITION OF SUSPICIOUS ACTIVITY



Suspicious activity is any observed behavior that could indicate a crime-related incident has been committed, or about to be committed. Unusual items or situations: A vehicle is parked in an odd location, a package/luggage is unattended, a window/door is open that is usually closed, or other out-of-the-ordinary situations occur.

Examples of Suspicious Activity:

- ◆ An individual peering into vehicles, to try, and locate any valuables left unattended.
- ◆ An individual trying door handles to vehicles, and/or residences to gain access to the vehicle and/ or residence.
- ◆ An individual checking front doors of residences to locate any unattended packages, or individuals following delivery trucks to see where the truck is dropping off packages.



See something.
Say something.



CRIME DEFINITION

Robbery – Robbery is the taking of property from another by using force or by using fear.

Assault – An assault is an unlawful attempt, coupled with the present ability, to commit a violent injury on another person.

Battery - (Misdemeanor battery) is any willful and unlawful touching of another. **(Felony battery)** is the use of force or violence upon the person of another that causes serious bodily injury.

Assault is when a person swings their arm and **battery** is when that arm makes contact with another person.

Aggravated Assault – Assault upon another person with a deadly weapon or instrument other than a firearm or by any means of force likely to produce great bodily injury.

Burglary – The intent upon entry into a property to commit grand theft, petty theft, or any felony.

Grand Theft – Grand theft is theft committed when the value of the money, labor, or property taken exceeds \$950.

Petty Theft – Theft where the value of the property taken is less than \$950.

ADDRESSING CRIME / SAFETY TIPS

With the Covid-19 restrictions lifting in phases and many of us are starting to venture out again, here are some Package Theft Prevention Guide from SFSafe to help prevent your packages from being stolen.



PACKAGE THEFT PREVENTION GUIDE

✉️ WON'T BE HOME?

Use the "Hold Package" option at USPS.com to have packages held at location post office for pick up. You can also arrange for neighborhoods to pick up any packages that might be delivered.

✉️ CUSTOMIZE DELIVERIES

Customize deliveries by adding specific delivery instructions using USPS.com and your tracking number. You can also schedule packages to arrive when you are home or reroute packages.

✉️ USE SPECIAL SERVICES

Use USPS special services like *Signature Confirmation* or *Registered Mail* to add a layer of security.

✉️ DELIVER TO SECURE LOCATIONS

Send packages to secure locations such as Amazon Lockers, FedEx and UPS locations, P.O. Boxes, and local post office.

✉️ REQUEST NONDESCRIPT PACKAGING

When completing your online order, opt for packaging that conceals the item or select the 'gift' option to ensure package arrives in a plain box especially when ordering from a high-end store.

✉️ USE MODERN ALTERNATIVES

Take advantage of contemporary options like smart lockers, lockboxes, cameras, motion detection lighting, alarms like Package Guard, and services like Doorman.

✉️ NETWORK WITH NEIGHBORS

Neighborhood groups on social media or community apps can provide a system for reporting suspicious activity. This is also a good way to keep your deliveries and neighborhood secure.

✉️ PORCH AREA VISIBILITY

Keep the porch area clear and visible. The more likely a would-be thief is to be seen, the more likely they are to choose another target.





PREVENT GARAGE DOOR BREAK-INS

Garages can sometimes be the most vulnerable area of the home and they are often the entry point most targeted by thieves because of the easy access to the home. Here are some tips to help secure your garage and protect it from theft.



ALWAYS CLOSE YOUR GARAGE DOOR

This may seem obvious, but just drive through any residential neighborhood and you'll likely see a few wide-open garage doors. This is an invitation to burglars and at the very least, you're allowing passersby to easily view the contents of your garage.



INSTALL MOTION-SENSITIVE LIGHTS

Homes and garages with poor exterior lighting become more appealing targets for burglars. Ensure all entry points are well-lit. Constant lighting supplemented by motion sensitive lighting is best.



REINFORCE THE GLASS ON THE GARAGE DOOR

Add vinyl adhesive to reinforce garage windows. You can also opt for a frosted or translucent glass design to allow sunlight in while obscuring contents inside.



DON'T LEAVE GARAGE DOOR REMOTE IN YOUR CAR

A garage door remote is basically another key into your home and thieves won't hesitate to use it if they find it. Opt to use a remote on a keychain.



INSTALL AN INTERIOR MANUAL GARAGE DOOR LOCK

When leaving on a vacation or for extended periods of time, disconnect automatic door motor and install a manual lock.



TIE EMERGENCY RELEASE CORD

Tying your emergency release cord into a small ball will make it more difficult to reach by thieves who manage to break the garage windows.



INSTALL SURVEILLANCE CAMERAS

There should be at least 1 exterior mounted camera facing the street and registered with the D.A.'s office.



SECURE ANY VALUABLES

Keep all tools in cabinet systems with locks and be sure to hang and lock any bicycles. As much as possible, try to avoid keeping valuable items in the garage or inside vehicles.



HAVE A QUALITY, FUNCTIONING GARAGE DOOR

Garage doors should be as secure, sturdy, and well-built as your front door and should remain in good condition and tight fitting. Deadbolts should also be added to the garage-to-house door.



INSTALL INTERIOR MAIL SLOT HOOD COVER

If the garage door is equipped with a mail slot, a hood cover will prevent any view into the garage and its contents, eliminating enticement to enter.

ADDRESSING CRIME / SAFETY TIPS

PREVENT THEFT FROM YOUR VEHICLE

Remember when parking your vehicle to ensure it is properly secured before walking away. Be sure that your windows are up, and your doors are locked. Thieves often check door handles to see if a car is unlocked. Remove all valuables from the inside of your car and take them with you. [PARK SMART!](#) Flyers available in English -Chinese - Spanish

Park Smart!



Safe Habits to Adopt:



Turn off the ignition

Never leave your car running unattended



Keep your vehicle & tires in good condition

to prevent breakdowns—stranding you in a dark or unfamiliar place



Lock your doors

when you get in your car



See something, say something

If you see a motorist in distress, call 9-1-1 versus stopping to help



Clear your trunk

and take your valuables with you every time you leave your car



If you are being followed,

drive to the nearest police or fire station—a populated area is a good default



HOW TO REPORT A CRIME



Make the right call!

Dial [9-1-1](#) *only* in an emergency

It is an emergency if: there is an immediate threat to you or others; the crime involves a weapon; the crime is in progress or you know the suspect's location.

If it is not an emergency, you will get help most quickly by calling our non-emergency line, at [1-415-553-0123](#) for crimes that occurred in San Francisco.

To file a police report, see options below.

NOTICE: Please see below a breakdown of what you CAN and CANNOT file online. Any report filed online not meeting the below-listed requirements WILL BE REDIRECTED. Please read the information below carefully.

Types of Crime Reports That **Can** Be Filed Online:

www.sanfranciscopolice.org/get-service/police-reports/file-police-report

- Harassing phone calls.
- Lost property.
- Vandalism or graffiti.
- Vehicle burglary: property stolen from a vehicle.
- Vehicle tampering, including vandalism.

Theft –unless it involves a residential or commercial burglary or the stolen property is a passport, Social Security card, firearm, license plate, car or electric vehicle, including electric bikes, wheelchairs and Segways. In those cases, call our non-emergency number at [1-415-553-0123](#).

Types of Crime Reports That **CANNOT** Be Filed Online:

- Residential Burglaries (Theft from a Building)
- Robbery Incidents
- Traffic Collisions AND Hit & Run Traffic Collisions
- Stolen Vehicles
- Identity Theft / False Impersonation
- Stolen License Plates
- Lost / Stolen Foreign Passports
- Stolen Electric Bicycles WITH Serial Numbers
- Cases WITH Suspect Names
- Cases WITH Video Evidence

For Crime Reports That **CANNOT** Be Filed Online, Please Go To Your Nearest [Police Station](#).

File a police report online:

If you have an email address you can file an online police report for many types of crime by clicking below on the language of your choice.

[FILE A POLICE REPORT IN ENGLISH](#)

[PRESENTAR UN INFORME POLICIAL EN ESPAÑOL](#)

[向警方舉報罪案](#)



What is 311?

3-1-1 is an easy-to-remember telephone number that connects customers with highly-trained Customer Service Representatives ready to help you with non-emergency City and County of San Francisco government matters.

Just dial 3-1-1 or 415-701-2311 if calling from outside area code 415.

For a police, fire, medical or other emergency, call 911 immediately

SF311 is the primary customer service center for the City of San Francisco. We are available 24 hours a day, 7 days a week via phone, web, mobile, and Twitter.

[Safer Return Together](#)
[SFMTA Temporary Changes \(Enforcement, Garages, Fees\)](#)

[CA Notify COVID-19 Exposure Notifications](#)

[Street closures and traffic restrictions during COVID-19](#)

[Taxi and Accessible Services - Essential Trip Discount Program](#)

[SF Food Information Line](#)

[Testing availability for COVID-19](#)

[Tax Collector COVID-19 tax deadlines](#)

Need help or language assistance?
Dial 3-1-1 (within SF) or 415-701-2311 (TTY 7-1-1)

你需要中文幫助嗎？撥打3-1-1
¿Necesitas ayuda en español? Telefonar 3-1-1

24 hours a day, 365 days a year

Download the 3-1-1 app to your smartphone



ADDRESSING CRIME / SAFETY TIPS

VISON ZERO SFMTA



In an effort to improve vehicular and pedestrian safety Citywide, [TransBASEsf.org](https://www.transbase.org) has identified dangerous intersections in the Mission District. We have implemented the “**Focus on the Five**” traffic safety initiative. Mission Station Officers will be engaging in increased traffic enforcement at these intersections and other locations in the district. Refer to the [TransBASEsf.org](https://www.transbase.org) for more detailed information.

Focus on the Five Dangerous Intersections

- 13TH at Duboce
- 13th and South Van Ness
- 16th at Potrero
- 16th at South Van Ness
- 16th at Guerrero
- 9/1/2023

22450(a) CVC: The driver of any vehicle approaching a stop sign at the entrance to, or within, an intersection shall stop at a limit line, if marked, otherwise before entering the crosswalk on the near side of the intersection

21453 (a) CVC: A driver facing a steady circular red signal alone shall stop at a marked limit line, but if none, before entering the crosswalk on the near side of the intersection, and shall remain stopped until an indication to proceed is shown.

22350 CVC: No person shall drive a vehicle upon a highway at a speed greater than is reasonable or prudent having due regard for weather, visibility, the traffic on, and the surface and width of, the highway, and in no event at a speed which endangers the safety of persons or property.

21950(a) CVC: The driver of a vehicle shall yield the right-of-way to a pedestrian crossing the roadway within any marked crosswalk or within any unmarked crosswalk at an intersection, except as otherwise provided in this chapter.

22107 CVC: No person shall turn a vehicle from a direct course or move right or left upon a roadway until such movement can be made with reasonable safety and then only after the giving of an

ADDRESSING CRIME / SAFETY TIPS

VISON ZERO SFMTA

Stop at the limit Line!

*“ The driver of any vehicle approaching a stop sign at the entrance to, or within, an intersection **SHALL** stop at a limit line, if marked, otherwise before entering the crosswalk on the near side of the intersection. CVC 22450(a) ”*



Remember when approaching an intersection or crosswalk you shall stop at the limit line. Stopping beyond the limit line greatly increases your chances of hitting a pedestrian, cyclist or other motorist.



Winter Storms

During severe storms, stay away from flooded areas and downed power lines. Do not touch electrical equipment if you are wet or standing in water. Stay indoors and stay informed by texting your Zip Code to 888-777 for emergency alerts. Visit <http://SF72.org> for more tips.





Come visit the Mission's Art Museum.

The Mission District is the home to some of the City's most beautiful art work, but you won't find this art hanging on a wall in a traditional museum. Walk through the Mission district and you can't miss the colorful beauties that can be found on garage doors, corner stores and other buildings. These murals depict the rich history of the Mission including some of the most loved community events. Click this link for more information on the [Mission district's Murals](#).





WEEKLY RECAP

TIME PERIOD: 1/8 to 1/15/2024:

<u>Crime:</u>	<u>Incidents:</u>	<u>Number Arrested:</u>
Homicide:	0	0
Arson:	2	1
Rape:	1	1
Robbery:	6	0
Aggravated Assault:	6	4
Burglary:	8	2
Auto Boost:	25	0
Vehicle Theft:	15	0



LIST OF PART I AND II CRIMES

WEEKLY RECAP

TIME PERIOD: 1/8 to 1/15/2024

MISSION DISTRICT BURGLARIES:

Attempted Burglaries:	0
Residential Burglaries:	4
Commercial (Non-Residential) Burglaries:	4
TOTAL:	8

MISSION DISTRICT ROBBERIES:

Firearm:	1
Knife or Cutting Instrument:	0
Other Weapon:	1
Force (No weapon):	4
Estes	0
TOTAL:	6

MISSION DISTRICT AGGRAVATED ASSAULTS:

Firearm:	0
Force:	3
Knife or Cutting Instrument:	0
Other Weapon:	3
TOTAL:	6

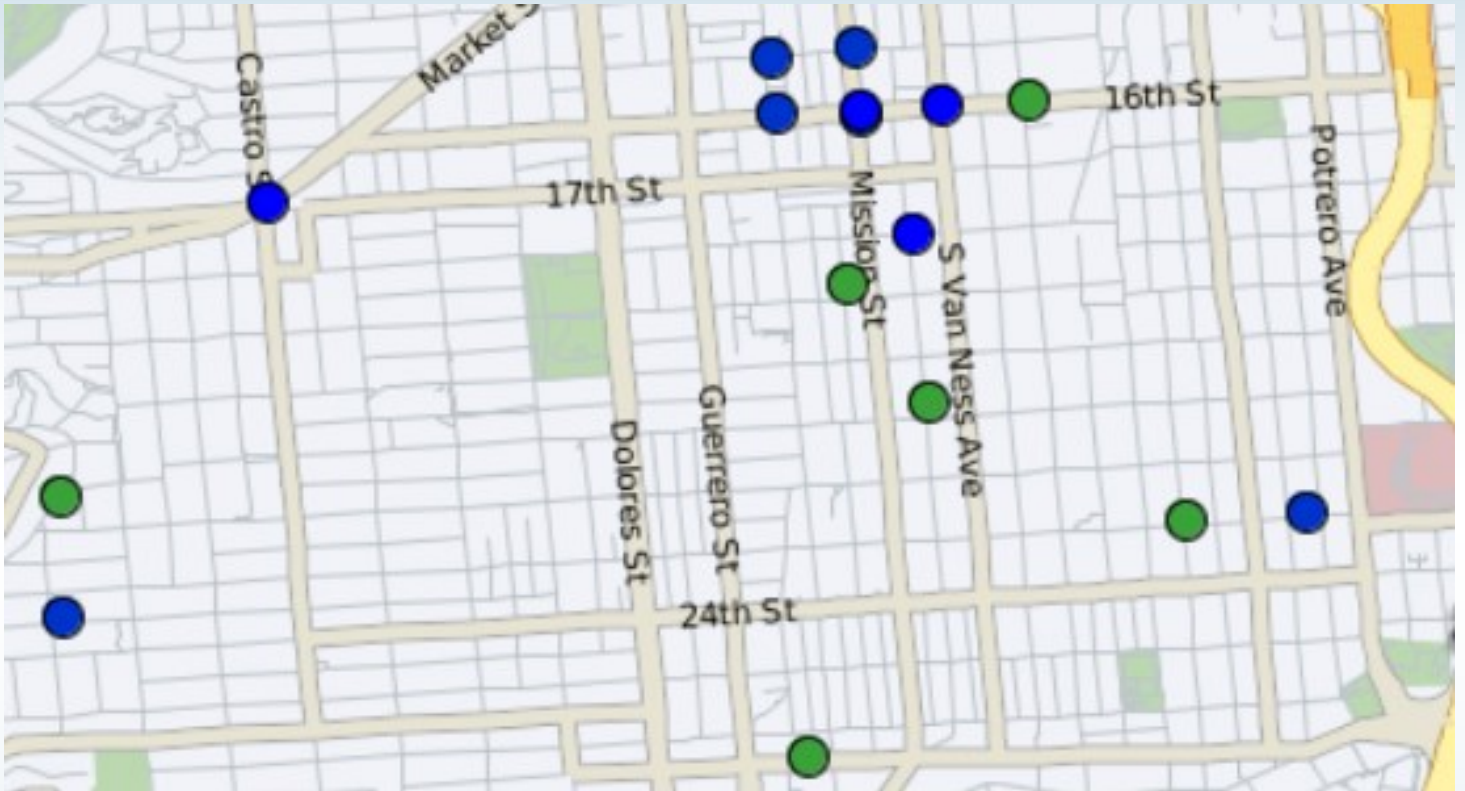


CRIME DATA MAP (WEEK)

WEEKLY RECAP

TIME PERIOD: 1/8 to 1/15/2024:

Map of Burglaries, Robberies and Aggravated Assaults



- | | | | | | |
|---------------------|----------------------|-----------------------|-----------|---------------------------------|---------------------------------|
| ● Criminal Homicide | ● Aggravated Assault | ● Motor Vehicle Theft | ● Robbery | ● Call for Service (Priority A) | ● Call for Service (Priority B) |
| ● Forcible Rape | ● Burglary | ● Arson | ● Larceny | ● Call for Service (Priority C) | ● All Other |



MONTHLY COMPARISON OF CRIMES

November 2023

MISSION DISTRICT BURGLARIES:

Attempted Burglaries:	7
Residential Burglaries:	15
Commercial Burglaries:	24
TOTAL:	46

MISSION DISTRICT ROBBERIES:

Firearm:	8
Knife or Cutting Instrument:	6
Other Weapon:	3
Force (No weapon):	17
Estes:	1
TOTAL:	34

MISSION DISTRICT AGGRAVATED ASSAULTS:

Firearm:	3
Force:	16
Knife or Cutting Instrument:	9
Other Weapon:	17
TOTAL:	45



MONTHLY COMPARISON OF CRIMES

December 2023

MISSION DISTRICT BURGLARIES:

Attempted Burglaries:	4
Residential Burglaries:	25
Commercial Burglaries:	
TOTAL:	74

MISSION DISTRICT ROBBERIES:

Firearm:	15
Knife or Cutting Instrument:	7
Other Weapon:	7
Force (No weapon):	17
Estes:	3
TOTAL:	46

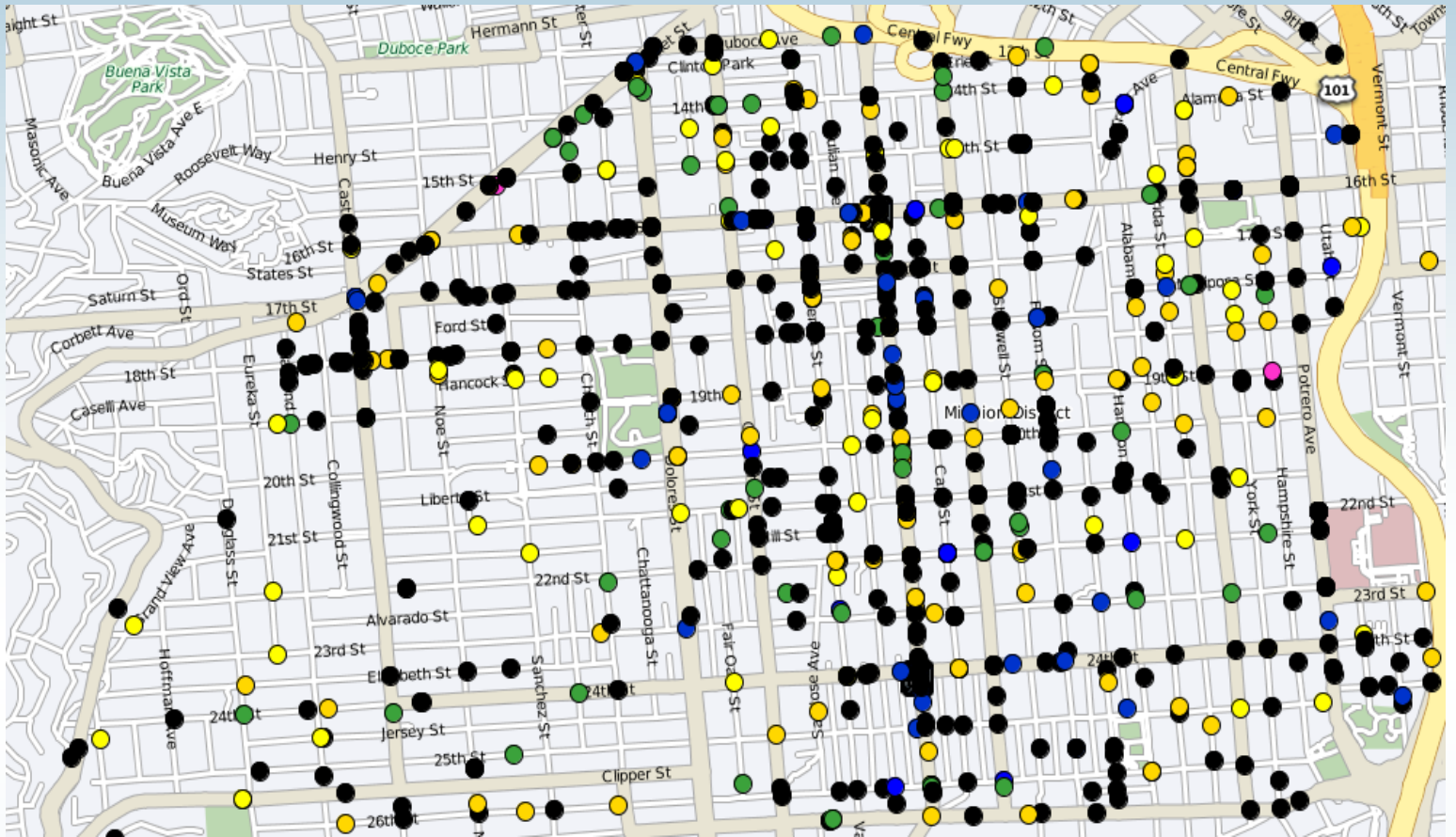
MISSION DISTRICT AGGRAVATED ASSAULTS:

Firearm:	1
Force:	12
Knife or Cutting Instrument:	4
Other Weapon:	13
TOTAL:	30



At a Glance: Previous Month Crime Map

December 2023 Crime Map



- Criminal Homicide ● Aggravated Assault ● Motor Vehicle Theft ● Robbery ● Call for Service (Priority A) ● Call for Service (Priority B)
- Forcible Rape ● Burglary ● Arson ● Larceny ● Call for Service (Priority C) ● All Other

If you would like to review crime maps navigate to this link [Crime Data](#) where you can personalize maps to fit what you are looking for.



FEATURED ARRESTS/INCIDENTS

Aggravated assault; 12/13/2023, 16th and Mission SFPD# 230-871-122

V1 was riding on the #14 Inbound Muni bus when she was pushed at the doorway as she was trying to exit the bus at 16th St/Mission Street. V1 confronted several Juvenile subjects regarding the matter when she was thrown to the ground with force by S1. The force against V1 caused her to strike her head on the asphalt causing her to lose consciousness for a few seconds. S1 proceeded to punch V1 several times while she was lying on the floor. S1 fled into the 16th Street Bart Station but was followed by V1. S1 booked at county jail.

245 w glass bottle; 12/17/2023, 1004 Treat Avenue SFPD# 230-882-787

V1 was asked by his acquaintance S1, to join his group of people who burglarizes businesses. V1 refused and the suspected became enraged and struck the victim in the head with a corona bottle several times, shattering the bottle on the victims head. The suspect then continued to punch the victim several times in the face until he fell to the floor. The victim walked away and called the police. Officers responded and took the suspect into custody. The suspect was booked at county jail.



DEPARTMENT PRESS RELEASES

<https://www.sanfranciscopolice.org/news>

[SFPD Seizes Three Vehicles Involved in a Stunt Driving Event in the City 23-052](#)

[SFPD Investigates Eddy Street Homicide 23-051](#)

[Homicides and Cold cases](#)

Crime Data

Have you seen our Crime Data portal? This portal gives you access to items such as Crime Reports and Traffic Violation Reports. These items are updated on a quarterly basis and can be viewed here - <https://bit.ly/3foN2dD>



SUMMARIES OF SUPREME COURTS CASE LAWS

(RELEASED EVERY 3 MONTHS-FIRST WEEK JANUARY, APRIL, JULY, OCTOBER)

Kansas v. Glover (2020) 140 S.Ct. 1183.

A Kansas deputy sheriff ran a license plate check on a truck and discovered that the registered owner had a revoked driver's license. The deputy assumed the registered owner was driving the vehicle and pulled it over. The registered owner, Glover, was in fact driving and charged with being a habitual offender. Thereafter, Glover moved to suppress the evidence, claiming that the deputy lacked reasonable suspicion to detain him.

The United States Supreme Court held that, "when the officer lacks information negating an inference that the owner is the driver of the vehicle, the stop is reasonable." The Court noted that the Fourth Amendment permits an officer to detain an individual when that officer has a "particularized and objective basis for suspecting the particular person stopped of criminal activity." Officers must be permitted to make commonsense judgments and inferences regarding human behavior. The Court found that prior to pulling the vehicle over, the deputy observed an individual operating the vehicle, he knew the registered owner had a revoked license, and the model of the vehicle matched what he observed. From these facts the deputy drew the commonsense inference that the driver was the registered owner and the Court found that provided more than reasonable suspicion to initiate the traffic stop.

People v. Henderson (2020) 9 Cal.5th 1013

Henderson was convicted of first degree murder with special circumstances, the personal use of a deadly weapon, and sentenced to death which triggered an automatic appeal to the California Supreme Court. Following his arrest, and during a custodial interrogation, Henderson initially waived his Miranda rights. When asked if he was present at the scene of the crime, Henderson stated, "Uhm, there's some things that I, uhm, want uh ...". He was again asked if he was present and Henderson continued, "[want] uh, want to speak to an attorney first, because I, I take responsibility for me, but there's other people that..."

Under established Miranda law, officers must terminate a custodial interrogation of a suspect when that individual invokes their right to counsel or to be silent. That being said, "various cases have held that a suspect's use of equivocal words or phrases does not constitute a clear request for counsel." A suspect must unambiguously assert his right to counsel or to remain silent. Courts objectively look to whether the suspect expressed their desire for counsel with sufficient clarity "that a reasonable police officer in the circumstances would understand the statement to be a request for an attorney." Courts have found the following statements to be equivocal and not an invocation: "maybe I should talk to a lawyer;" "[i]f you can bring me a lawyer;" "I think it'd probably be a good idea for me to get an attorney." In this case the court found that by stating, "[I] want to, speak to an attorney first," Henderson did not use equivocal language and the California Supreme Court found this was a violation of the Fifth Amendment.

REGISTER YOUR BICYCLES



The SAFE Bikes sticker and ID code have been instrumental in helping law enforcement get recovered bikes back to their owners. To register your bike with SAFE Bikes, you will need:

- Make, model, serial number and complete description of the bicycle.
 - A photo of the purchase receipt
 - A photo of the bicycle

Go to <https://sfsafe.org/register-your-bike/> to register your bike!

SF SAFE Mission

SF SAFE engages, educates, and empowers San Franciscans to build safer neighborhoods through crime prevention, education, and public safety services that result in stronger, more vibrant and resilient communities.

SF SAFE's services provide people with the tools, knowledge and skills to help address and prevent crime and violence and to become advocates for safety and wellness in their neighborhoods. Most services are provided cost-free to the San Francisco community. Ultimately, SF SAFE's work is about working together to create a safer San Francisco.

<https://sfsafe.org/>





San Francisco Police
Activities League



LAW ENFORCEMENT CADETS

- Gain leadership and career skills
- Character development
- Community Service
- Internship at SFPD stations/Bureaus

4-Week summer training

Minimum qualifications:

- 14 - 20 years old
- Reside or attend school in San Francisco
- Enrolled in high school/college
- Have and maintain a 2.0 GPA
- Pass SFPD criminal history background check

Would you like to learn more about the
program or SFPAL?

Please visit our website @sfpal.org or contact
our office (415) 401-4666



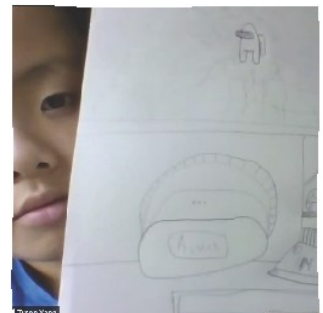

San Francisco Police Activities League



We offer the following programs to SF youth:

- Fishing
- Flag Football
- SFPAL 49ers Football & Cheer
- Jiu-jitsu
- CrossFit
- Law Enforcement Cadets
- Virtual Chess
- Virtual Art



Building Community through Youth Sports and Healthy Activities



For More information or registration visit our website @ sfpal.org



SFPAL
PO Box 31114
San Francisco, CA 94131



15 TIPS



TO KEEP YOU SAFE

- 1. Location matters.** When possible, choose ATM machines that are inside buildings. If you have to use an outdoor machine, avoid machines located on a corner, which make it easy for would-be skimmers or scammers to sneak up on you.
- 2. Look for light.** Always opt for ATMs that are well-lit and not surrounded by bushes or hidden by signs or other obstructions.
- 3. Lock your car doors.** If you're using a drive-through ATM, make sure that your doors are locked and all of your passenger windows are rolled up. And leave your engine running so you can get in and out as quickly as possible.
- 4. Park close to the machine.** You should park as close to the machine as you can – and lock your car doors as soon as you get out.
- 5. Get your card out early.** Your goal should be to spend as little time as possible standing in front of a cash machine. One way to do this is to get your card out before you get to the machine so you don't have to stand there digging through your purse or wallet.
- 6. Bring a friend.** The more the merrier, right? And safer. Bringing a buddy when you stop at an ATM is always a good idea.
- 7. Know your PIN.** If you're going to use an ATM, this is a must. You should never, ever carry your PIN number around with you. It's best if you don't even write it down. Pick a number you'll remember (but nothing too obvious, like "1234").
- 8. Watch out for skimming devices.** [Skimming](#) is the latest in tech-savvy theft. Devices often look like they are part of the ATM or card reader – but you can spot them if you know what to look for. Watch out for any loose or ill-fitting parts on the card reader or PIN pad – also look for parts that vary slightly in color or that look like they were installed recently.
- 9. Count your cash later.** Wait until you are in a safe place. Never count your cash while you're standing at the ATM.
- 10. Don't forget your receipt.** Better safe than sorry. Even if your account number is XX-ed out, your receipt might have other information like your name and your bank balance.
- 11. Be aware and alert.** Before you use an ATM, look around and make sure you don't see anything suspicious. A person who seems aware of their surroundings is much less likely to be targeted by a criminal.
- 12. Turn down random offers of "help."** If you're having trouble with the machine, don't accept any offers of help from strangers – they might be after your account number. If you're at a bank during business hours, talk to someone there. If there's no one around, walk away.
- 13. Don't let people look over your shoulder.** Use your hand or your whole body to prevent others from watching you enter your PIN number or sneaking a peek at your bank balance.
- 14. End your transaction.** When you withdraw or deposit cash at an ATM, the transaction ends with a question – usually some variation of, "Would you like another transaction?" or "Can we help you with anything else today?" If you're finished doing what you needed to do, make sure you select "NO" and get your card back before you walk away.
- 15. Be extra-careful at night.** Days are getting shorter now that it's fall – and darkness creates more opportunities for people looking to steal your money or your PIN. If you stop at the ATM after the sun goes down, take extra precautions. Don't stop at a machine that isn't well-lit, and double-check your surround-

FEEDBACK PROVIDED BY COMMUNITY ON CRIME TRENDS OR EVENTS

The SFPD wants to hear from YOU.

We are committed to excellence in law enforcement and are dedicated to the people, traditions and diversity of our City. Our mission is to provide service with understanding, response with compassion, performance with integrity and law enforcement with vision.

We welcome your comments. Let us know how we're doing, what we could be doing better and your thoughts on how your police department can work more closely with the community we proudly serve.

Visit us at sanfranciscopolice.org/feedback. Your feedback will help SFPD better serve our City. Comments will be reviewed by our Community Engagement Unit and forwarded to the relevant unit, department office or neighborhood station for review and follow up, if appropriate.

(If this is an emergency, please call 911. For non-emergencies, call 415-553-0123. You may also visit <http://sanfranciscopolice.org/police-commendation-complaint> for more information on providing input on SFPD policies and practices.)

Help SFPD solve cold case homicides.

<https://www.sanfranciscopolice.org/stay-safe/ongoing-investigations/homicides-and-cold-cases>





CPAB— PROJECT UPDATES

(PROVIDED MONTHLY 1ST WEEK)

Community Police Advisory Board (CPAB) “CPABs” are community-oriented police advisory boards for each police district. Each CPAB, led by the District Captain for that police district, is comprised of approximately 10 to 15 committed volunteer community members and a representative from the Community Engagement Division of the SFPD. District Captains may choose more members if they wish to accomplish specific tasks. Each district’s Board members live and/or work in the communities within that district, where a community may be either a neighborhood with specific needs or a specific demographic. Each member thus represents the diversity of their community. In addition to the district CPABs, there will also be a City-wide CPAB Steering Committee facilitated by SF Safety Awareness For Everyone (SAFE). Two representatives from each Community Police Advisory Board shall be selected to participate in this Committee, with the purpose of sharing information across districts.

BIAS FREE POLICING



Bias-Free Policing



Everyone deserves to be treated fairly.

SFPD officers undergo Implicit Bias & Procedural Justice training. Our goal is ensure fair, impartial community policing.

We're dedicated to providing *Safety With Respect for All.*

Learn about our ongoing efforts to eliminate bias and increase accountability at [sanfranciscopolice.org/bias-free](https://www.sanfranciscopolice.org/bias-free).

A guiding principle of the San Francisco Police Department is its commitment to treating all people with dignity, fairness, and respect. It is crucial for our members to carry out their duties in a manner free from bias and eliminate any perception of policing that appears biased. Biased policing is unsafe, unjust, and ineffective. It also alienates the public, fosters distrust of police, and undermines legitimate law enforcement efforts.

The SFPD is dedicated to ensuring our officers and professional staff provide unbiased, quality service to the diverse communities we work for. Our goal is to provide fair and positive interactions between San Francisco officers and the people we are proud to serve.

<https://www.sanfranciscopolice.org/your-sfpd/policies/bias-free-policing>



無偏見警務




每個人都應該得到公平的對待。

SFPD 官員接受不偏不倚的程序及正義培訓。我們的目標是確保公平公正的警務。

我們致力提供所有安全及尊重。



Policía sin Sesgos



Todos merecemos ser tratados con justicia.

Los oficiales de SFPD se someten a entrenamiento de imparcialidad y justicia procesal. Nuestro objetivo es garantizar policía comunitaria justa y imparcial.

Estamos dedicados a brindar seguridad con respeto para todos.

想了解更多地消除偏見並增加問責制，請上網到我們的網站 [sanfranciscopolice.org/bias-free](https://www.sanfranciscopolice.org/bias-free)。

Conozca nuestros esfuerzos para eliminar el sesgo y elevar la responsabilidad en: [sanfranciscopolice.org/bias-free](https://www.sanfranciscopolice.org/bias-free).



CONTACT NUMBERS AND EMAILS

EMERGENCY:	911
Non-Emergency:	415-553-0123
Cell Phone 911:	911
SF Services Center:	311 / www.sf311.org
Mission Station:	415-558-5400 sfpdmissionstation@sfgov.org
Captain Thomas Harvey	415-558-5400 sfpdmissionstation@sfgov.org
Patrol Lieutenants	415-558-5400
Anonymous Tip-Line	415-552-4901
SF S.A.F.E.	415-553-1984 community@sfsafe.org
Website:	https://www.sanfranciscopolice.org/stations/mission-station
SFPD Tip Line:	415-575-4444
Text a Tip:	847411 (Tip 411)
SF Homeless Outreach: HSOC	415-734-4233
Graffiti Abatement:	415-278-9454
Mission Events:	415-558-5400 Sgt. Jeff Aloise / Officer Jim Pandolfi
Mission Permits/ Code Abatement:	415-558-5400 Ofc. Luis Ortiz
Deputy DA, Mission:	(628) 652-4000
Dept. of Parking & Traffic:	415-553-1943
DPW Dispatch	311
Deputy City Attorney	Michael Weiss www.sfcityattorney.org
Dist. 8 Supervisor Rafael Mandelman	https://sfbos.org/supervisor-mandelman-district-8
Dist. 9 Supervisor Hillary Ronen	https://sfbos.org/supervisor-ronen-district-9
Dist. 10 Supervisor Shamann Walton	https://sfbos.org/supervisor-walton-district-10