

**SAN FRANCISCO POLICE DEPARTMENT
YEAR END CRIME STATISTICS 2016**

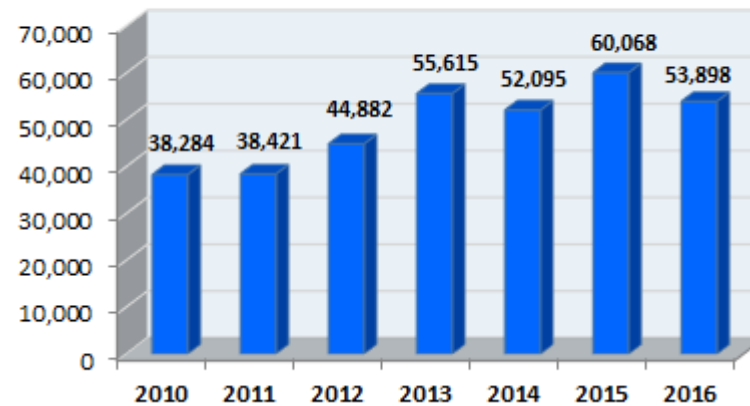


**OPERATIONS BUREAU
CRIME ANALYSIS UNIT**

Updated on April 25, 2017

OFFENSES	2010	2011	2012	2013	2014	2015	2016	Δ 2015 to 2016	% Δ 2015 to 2016
Homicide	50	50	69	48	45	53	58	6	11.54%
Rape	147	131	108	161	355*	344	342	-2	-0.58%
Robbery	3,180	3,088	3,484	4,202	3,224	3,610	3,175	-435	-12.05%
Aggravated Assault	2,386	2,105	2,116	2,653	3,137	2,703	2,616	-87	-3.22%
Human Trafficking-Sex Act **						67	49	-18	-26.87%
Human Trafficking-Involuntary Servitude **						0	0	0	n/a
Violent Crimes	5,763	5,374	5,777	7,064	6,761	6,777	6,240	-536	-7.91%
Burglary	4,557	4,408	5,317	5,931	5,237	5,186	4,978	-208	-4.01%
Larceny/Theft	23,905	24,304	28,242	36,527	33,730	40,918	36,991	-3,927	-9.60%
Theft from Vehicle***	9,554	10,369	12,336	17,351	19,827	25,899	24,235	-1,664	-6.42%
Auto Theft	3,903	4,174	5,339	5,866	6,126	6,915	5,433	-1,482	-21.43%
Arson	156	161	207	227	241	272	256	-16	-5.88%
Property Crimes	32,521	33,047	39,105	48,551	45,334	53,291	47,658	-5,633	-10.57%
Total Part 1	38,284	38,421	44,882	55,615	52,095	60,068	53,898	-6,169	-10.27%

Total Part 1 Crimes



Data Sources: 2010-2013 UCR/CABLE, 2014-2016 UCR/CDW, Homicides: Homicide Detail, Rapes: Special Victims Unit, Arsons: Arson Task Force.

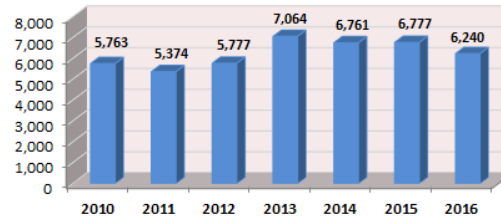
* An additional homicide occurred in San Francisco on federal land, and is not included in the SFPD incident count.

* Incident counts for Rape were updated subsequent to publication of the 2014 Annual Report as new records became available for inclusion.

** The FBI added the following two Part I crime categories to the UCR program in 2015: Human Trafficking-Sex Act and Human Trafficking-Involuntary Servitude.

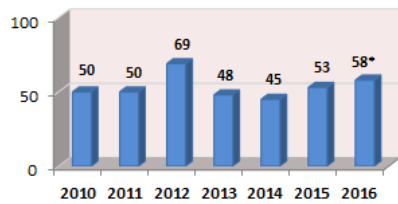
*** Theft from Vehicle is included as part of Larceny/Theft for the purposes of Uniform Crime Reports.

Total Violent Crimes



Data Sources: 2010-2013: UCR/CABLE, 2014-2016: CDW, Special Victims Unit, Homicide detail.

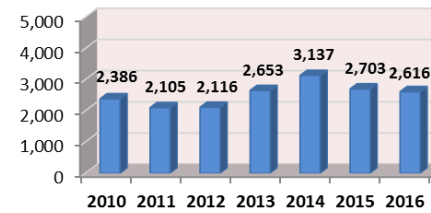
Homicide



* An additional homicide occurred in San Francisco on federal land, and is not included in the SFPD incident count.

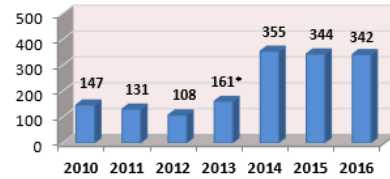
Data Sources: Homicide detail.

Aggravated Assault



Data Sources: 2010-2013: UCR/CABLE, 2014-2016: CDW.

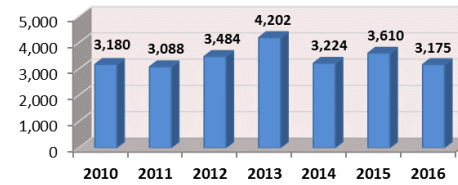
Rape



* 2013 change in reporting which caused an increase of 2014 incidents reported

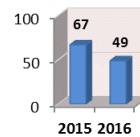
Data Sources: Special Victims Unit.

Robbery



Data Sources: 2010-2013: UCR/CABLE, 2014-2016: CDW.

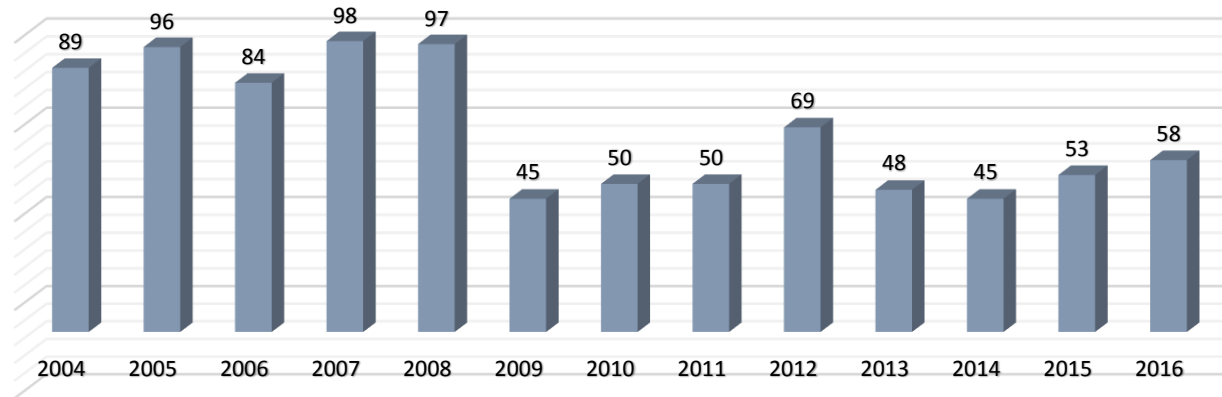
Human Trafficking - Sex Act



Data Sources: Special Victims Unit.

Data Sources: 2010-2013: UCR/CABLE, 2014-2016: CDW, Arson Task Force.

Homicides



Data Source: Homicide Detail.

* An additional homicide occurred in San Francisco on federal land, and is not included in the SFPD incident count.

** Year end totals are higher compared to UCR reporting as UCR does not change figures once posted.

GUN VIOLENCE

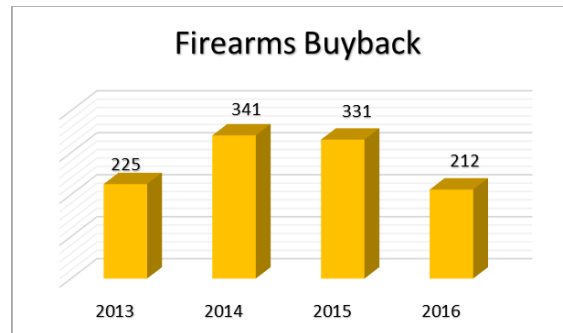
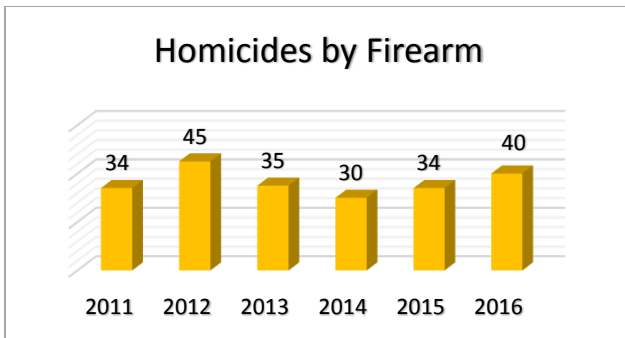
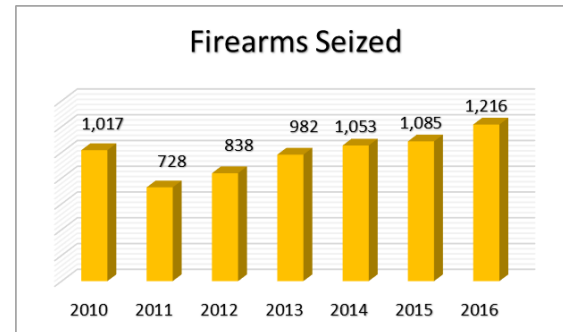
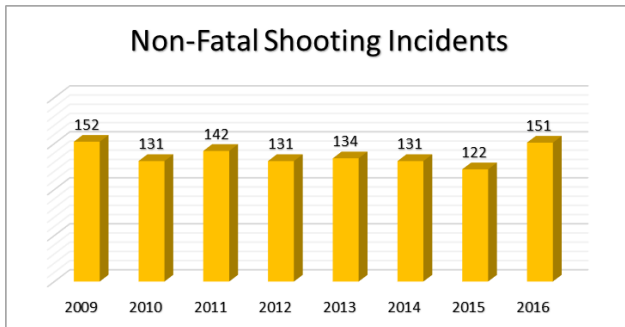
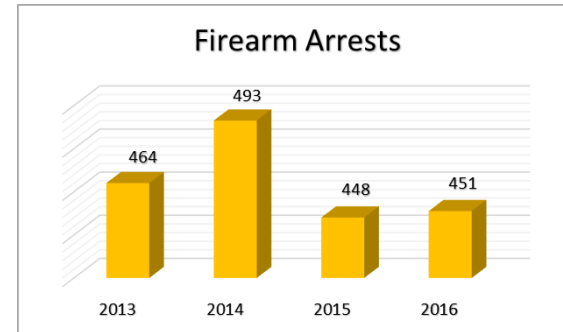
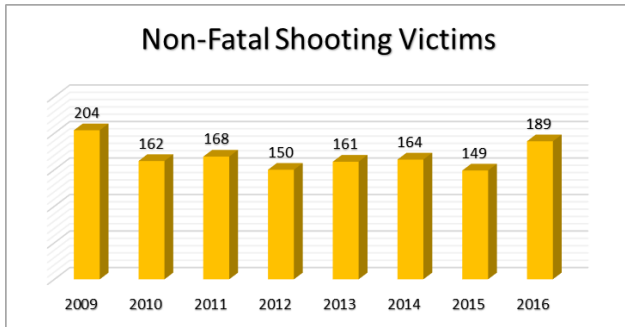
Shootings, Firearms Seizures and Firearm Arrests

<i>Shootings/Firearms</i>	2011	2012	2013	2014	2015	2016	Δ 2015 to 2016	Δ% 2015 to 2016
<i>Homicides by Firearm*</i>	34	45	35	30	34	40	5	14.71%
<i>Non-Fatal Shooting Victims</i>	168	150	161	164	149	189	40	26.85%
<i>Total Gun Violence**</i>	202	195	196	195	183	228	45	24.59%
<i>Non-Fatal Shooting Incidents</i>	142	131	134	131	122	151	29	23.77%
<i>Firearm Arrests</i>	N/A	N/A	464	493	448	451	3	0.67%
<i>Firearms Seized</i>	728	838	982	1053	1085	1216	131	12.07%
<i>Firearms Buyback</i>	N/A	N/A	225	341	331	212	-119	-35.95%

Data Sources: SFPD Shooting Database, SFPD Firearms Database, SFPD Property Unit.

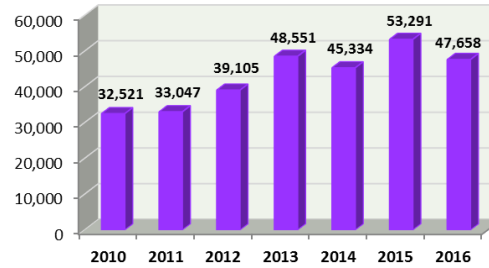
** An additional homicide occurred in San Francisco on federal land, and is not included in the SFPD incident count.*

*** Non-Fatal Shooting Victims PLUS Homicides by Firearm.*



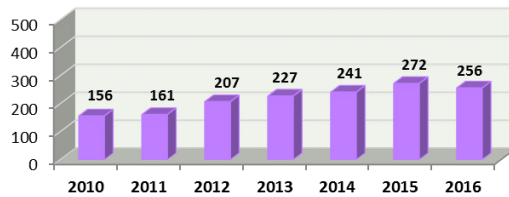
Data Sources: SFPD Shooting Database, SFPD Firearms Database, SFPD Property Unit.

Total Property Crimes



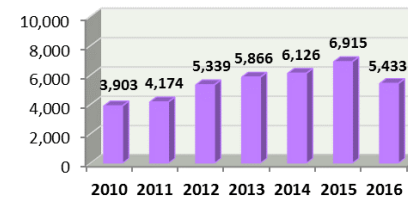
Data Sources: 2010-2013: UCR/CABLE, 2014-2016: CDW, Arson Task Force.

Arson



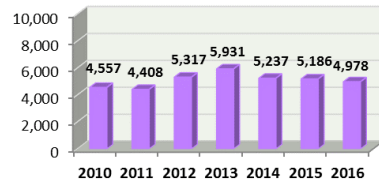
Data Sources: 2010-2013: UCR/CABLE, 2014-2016: CDW, Arson Task Force.

Auto Theft



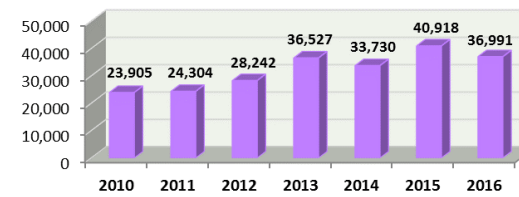
Data Sources: 2010-2013: UCR/CABLE, 2014-2016: CDW.

Burglary



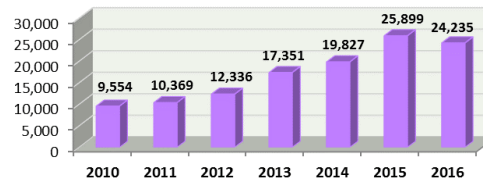
Data Sources: 2010-2013: UCR/CABLE, 2014-2016: CDW.

Larceny/Theft



Data Sources: 2010-2013: UCR/CABLE, 2014-2016: CDW.

Theft from Vehicle



Data Sources: 2010-2013: UCR/CABLE, 2014-2016: CDW.